

## OBJECTIVE

The IPOX® Global 50 Index provides exposure to 50 of the largest, best performing and most liquid New Listings by applying the IPOX® Indexes Technology.

Index Ticker

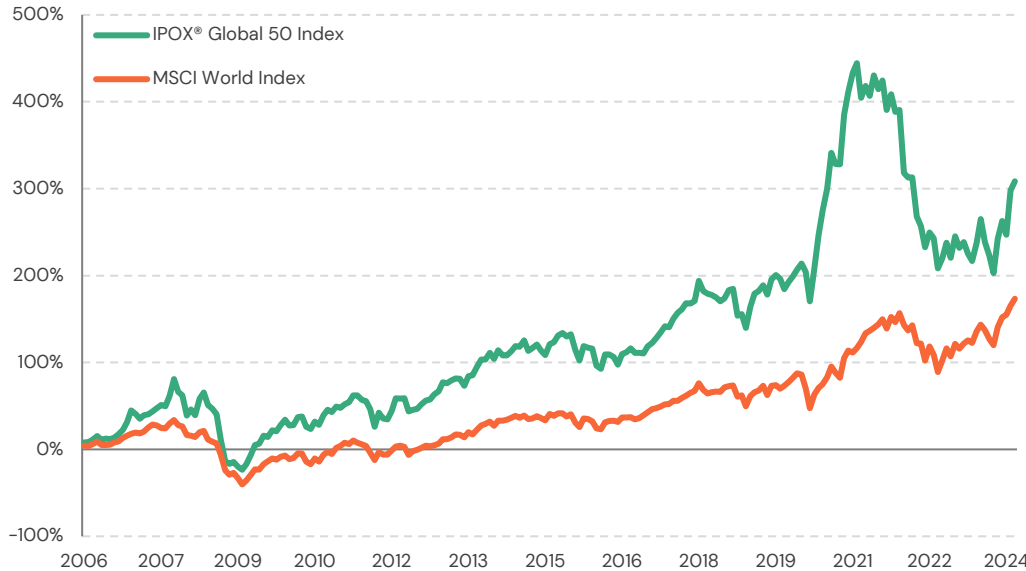
**IPGL50**

## METHODOLOGY

The index is an applied market-cap weighted index measuring the performance of the top 50 Newly Public companies primarily through IPO and Spin-off. The index utilizes a 10% cap on all constituents and is reconstituted and adjusted quarterly. The IPOX® Global 50 Index has historically captured approximately 50% of total market cap. created through Global IPO and Spin-off activity.

## CUMULATIVE INDEX PERFORMANCE – PRICE RETURN (\$ USD)

(JAN 2006 – MAR 2024)



## ANNUAL PRICE RETURN (%)

YEAR	IPOX® GLOBAL 50
2006	44.72
2007	12.08
2008	-47.22
2009	56.87
2010	11.17
2011	-9.95
2012	24.16
2013	26.54
2014	1.18
2015	0.99
2016	-2.50
2017	28.59
2018	-11.37
2019	27.93
2020	66.63
2021	-4.01
2022	-34.69
2023	13.16

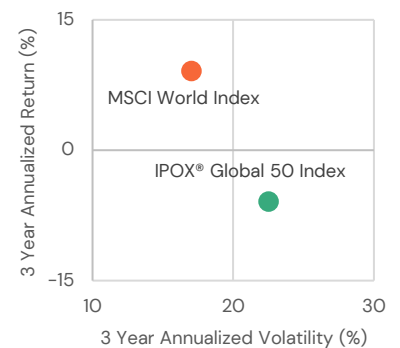
## INDEX PERFORMANCE – TOTAL RETURN (%)

(AS OF 03/29/2024)

RETURN STATISTICS (%)	RETURNS			ANNUALIZED RETURNS			
	1 Month	3 Month	YTD	1 Year	3 Year	5 Year	10 Year
IPOX® GLOBAL 50 INDEX	2.66	12.73	12.73	21.51	-5.89	8.83	8.44
MSCI WORLD INDEX	3.27	9.01	9.01	25.72	9.13	12.63	9.97

RISK STATISTICS (%)	3-YEAR STATISTICS			ANNUALIZED RISK		
	Alpha	Beta	Correlation	3 Year	5 Year	10 Year
IPOX® GLOBAL 50 INDEX	-15.03	1.12	0.85	22.52	22.73	18.84
MSCI WORLD INDEX	--	1.00	1.00	17.04	18.07	14.91

Beta is a measure of price variability relative to the market. Correlation is a measure of the similarity of performance. Risk is defined as standard deviation calculated based on total returns using monthly values.



## SUMMARY STATISTICS

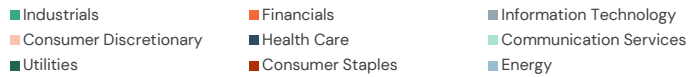
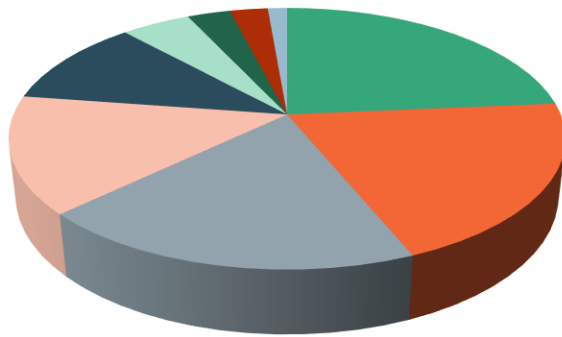
NUMBER OF CONSTITUENTS	50
DIVIDEND YIELD (%)	0.90
MKT CAP (USD BILLIONS)	
TOTAL	2019.67
AVERAGE	40.39
MEDIAN	26.72
MAX	160.26
MIN	7.23
ETF/RIC COMPLIANT	YES
INDEX LEVEL (AS OF 03/29/2024)	1655.03
DEVELOPED/EMERGING MKT (%)	93.73/6.27

## SELECT HOLDINGS

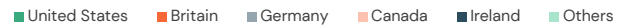
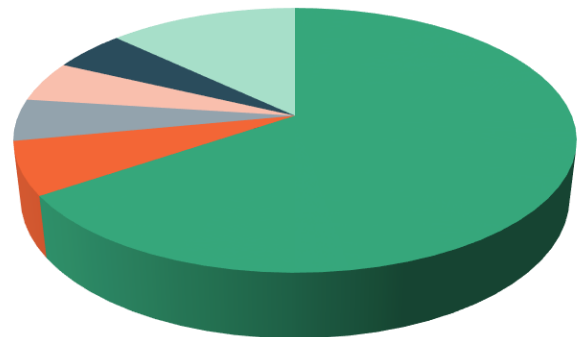
COMPANY	GICS SECTOR
ARM HOLDINGS PLC	Information Technology
SAMSARA INC	Information Technology
NU HOLDINGS LTD/CAYMAN ISLANDS	Financials
DOORDASH INC	Consumer Discretionary
AIRBNB INC	Consumer Discretionary
REGENERON PHARMACEUTICALS INC	Health Care
BLOCK INC	Financials
DAIMLER TRUCK HOLDING AG	Industrials
VERTIV HOLDINGS CO	Industrials
SYMBOTIC INC	Industrials

Source: IPOX® Global 50 Index as of 03/29/2024. IPOX Schuster LLC. IPOX® Global 50 Index (IPGL50 Index) was launched on June 30, 2010, data prior to the launch date is back-tested data. Past performance is no indication or guarantee of future performance.

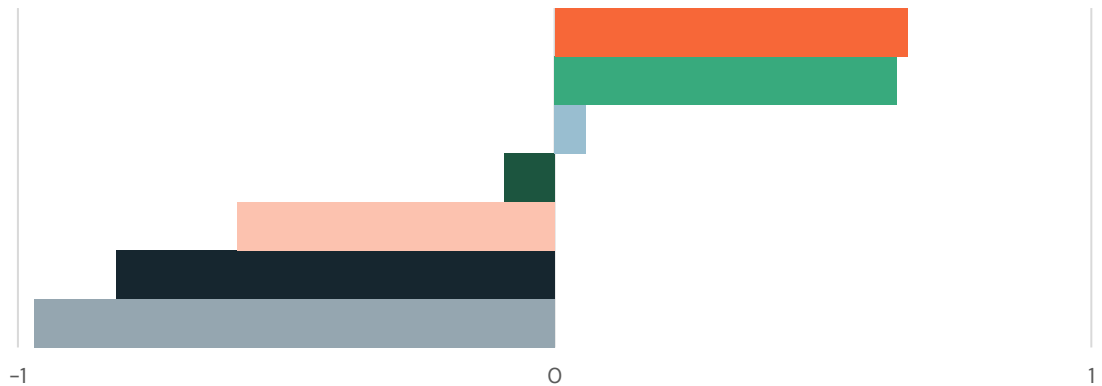

## GICS SECTOR BREAKDOWN



## COUNTRY BREAKDOWN

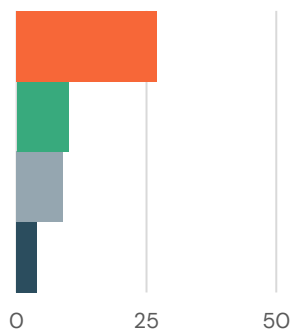


## FUNDAMENTAL FACTOR EXPOSURE

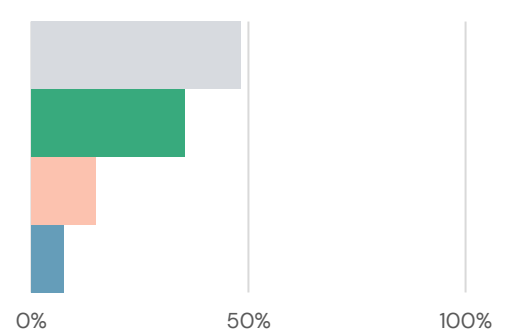



IPOX uses the 12-month beta coefficients as the factor exposure whereby IPOX excess returns to the MSCI World Index are regressed against a set of MSCI factor indices. This is different from the fundamental factor model, such as a BARRA or Axioma model may provide that are based on cross-sectional ranking and are generally in z-score form.

## DEAL TYPE



## CAPITAL SOURCE



## ABOUT IPOX

IPOX Schuster LLC is a leading independent research-driven financial technology firm specializing in financial products design related to global new listings, such as initial public offerings (IPOs), spin-offs and IPO M&As. To learn more, please visit [www.ipox.com](http://www.ipox.com).

©2024 IPOX Schuster LLC. IPOX® is an international trademark of IPOX Schuster LLC. Index of Initial Public Offerings (IPOX) and IPOX Derivatives Patent No. US 7,698,197. Use of IPOX® and the IPOX® Indexes or any part thereof is subject to applicable license only. This material is disseminated in the United States of America by IPOX Schuster LLC. This material, or any portion thereof, may not be reprinted, sold, or redistributed without the written consent of IPOX Schuster LLC. Nothing contained herein constitutes investment, legal, tax or other advice nor is it to be solely relied on in making an investment or other decision. The information herein is not an invitation to make an investment in a fund nor does the information, recommendations or opinions expressed herein constitute an offer for sale of any Financial Product linked to the Index. For further information, please email [info@ipox.com](mailto:info@ipox.com), call our team at 1-312-339-4114 or send mail to IPOX Schuster LLC, 225 West Washington, Suite 1675, Chicago, IL 60606, U.S.A.